



MISSING VOTERS PROJECT: New York 2016

Elizabeth B. Pathak, PhD

5.9 MILLION CITIZENS IN NEW YORK did not vote on November 8, 2016



DESCRIPTION OF MISSING VOTERS

Introduction	page 1	Race and Hispanic Origin	page 5
Summary of Voting	page 2	Method of Registration	page 6
Age	page 3	Reasons for Not Registering	page 7
Gender	page 4	Resources	page 8

REMARKS

Missing voters were last seen across New York on the morning of November 8, 2016. These are civilian, non-military, non-institutionalized adults who were aged 18 years or older at the time of the election.

DETAILS

The Women's Institute for Independent Social Enquiry (WiISE), a nonpartisan think tank, is issuing this report to alert the public to the millions of New York voters missing from the November 2016 elections. Concerned individuals with an interest in locating these citizens and aiding their future participation in New York elections are urged to share this alert widely.

Acknowledgements

The authors would like to thank the following individuals who have provided invaluable support to WiiSE and the Missing Voters Project: Adam Guth, Amit Pathak, Beverly Ward, Camila Ozores Silva, Carles Muntaner, Didier Menard, Ellie Margolis, Janelle Menard, John Heimbürg, Julie Rioux, Kim Wilson, Nina Basu, Phyllis Barnett, Rebecca Garcia, Robert Barnett, and Sarah Projansky.

How to Cite This Report

Pathak EB. *Missing Voters Project: New York 2016*. Olney, MD: Women's Institute for Independent Social Enquiry, 2018. <https://www.wiise-usa.org/mvp/mvp-2016-states>

About the Author

Elizabeth B. Pathak, PhD is the President and Chair of the Board of WiiSE. She is a population health scientist whose research focuses on geographic, socioeconomic, racial, ethnic, and gender disparities in health outcomes in the United States. She is a passionate advocate for methodologically rigorous scholarship which seeks to uncover the power relations that perpetuate socioeconomic and health inequalities.

About WiiSE

The Women's Institute for Independent Social Enquiry (WiiSE) is a nonpartisan, progressive think tank whose mission is to foster a just society through independent social science, humanities, arts, and public policy research. We believe that rigorous evidence-based research, when effectively translated for a broad spectrum of audiences, can be a catalyst for transformational social change. We champion the ideas of women by cultivating and supporting women scholars and leaders.

Connect with us!

We welcome your feedback and comments on the Missing Voters Project, as well as on other timely issues relevant to our mission. Please reach out to us online at <https://www.wiise-usa.org/connect>.





Who Are New York's Missing Voters?

Missing voters are voting age citizens who did not vote in November 2016. Missing voters reflect the diversity of New York as a whole. They are men and women of all ages and races. Nonetheless, voting participation in New York varies considerably across specific population groups. The purpose of this report is to provide a detailed description of the characteristics of missing voters in New York and to inform the widespread grassroots efforts to increase voter participation in the 2018 mid-term elections and the 2020 presidential election.

What is the Missing Voters Project?

We believe that civic disengagement represents a fundamental threat to the separation of powers in our government, and to American democracy itself. Unfortunately, low rates of voter participation have persisted in the United States for many years, and a culture of complacency has ossified around this political reality. We chose the design motif of an FBI Missing Persons poster for the Missing Voters Project with the goal of eliciting feelings of unease and alarm to fracture this culture of complacency.

The purpose of the Missing Voters Project (MVP) is to present rigorous, impartial data about the demographic characteristics of missing voters in a format that can be easily accessed and used by a wide range of educational, community-based, faith-based, and worker-friendly organizations in their efforts to increase civic engagement.

Missing Voters Project national reports and reports for other states can be found on our website (<https://www.wiise-usa.org/mvp>).



Data and Methods

The Missing Voters Project data are from a special supplement to the Current Population Survey, administered in November 2016 immediately following the election by the Bureau of the Census. This report includes statistically-weighted estimates of percentages and population counts derived from a New York sample of over 3,600 adult respondents. Data in response categories for which the estimated New York population was fewer than 75,000 citizens have been suppressed per Census Bureau recommendation.

Full technical details for the Missing Voters Project, links to the original census data, and other valuable resources are available at <https://www.wiise-usa.org/mvp>.

Limitations

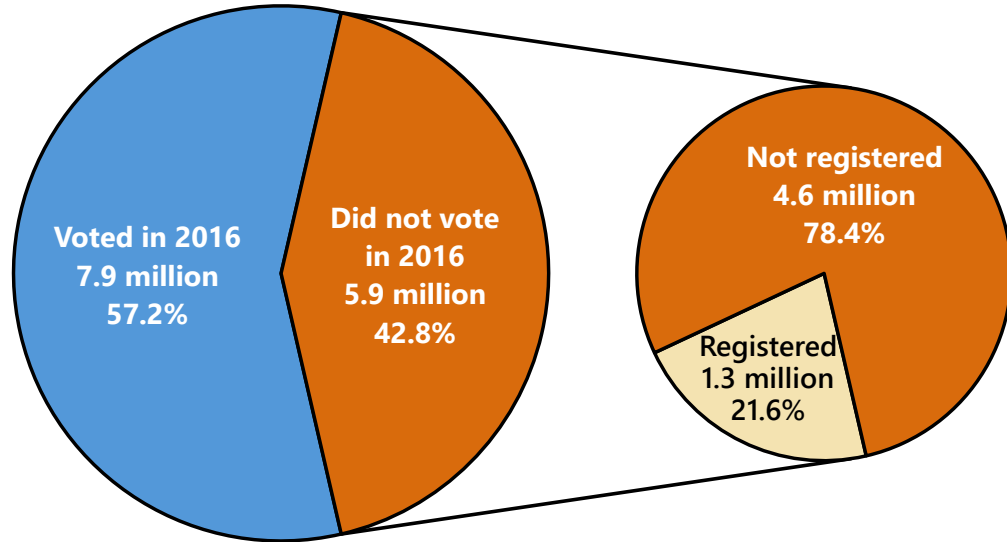
We recognize that there are important voting justice issues that can not be addressed directly through the data analyzed in our report. These issues include voter suppression and intimidation, purging of voter registration rolls, partisan gerrymandering, and other direct and indirect tactics that result in citizen disenfranchisement. Readers are encouraged to consult the Resources at the end of this report (pages 8-9) for links to organizations working directly on these issues.

How to Use This Report

Each page of this report has been designed with a dual purpose: as an integrated part of the whole report, and as a stand-alone "Fact Sheet." Organizations working to increase voter registration can pull out individual pages to reproduce and share. On our website (<https://www.wiise-usa.org/mvp>), readers can download the whole report, or choose to download single page fact sheets on their topics of interest.

Figure 1: Voting in New York

Citizens 18+ years old in 2016
Total = 13.8 million



New York Voting in 2016

In 2016, there were an estimated 13.8 million civilian voting age citizens in New York. The citizen population estimates shown in this report include only the *non-institutionalized* population. This means that prisoners, nursing home residents, and other institutionalized persons are not included in any of our reported statistics. However, voting age citizens who may be legally ineligible to vote in New York are still included in the estimates in this report.

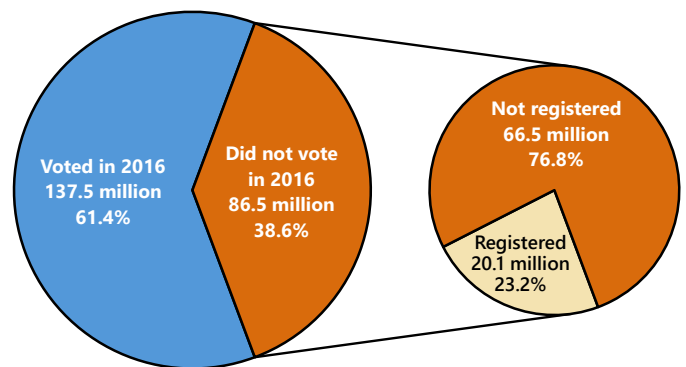
Only 57.2% of voting age citizens in New York reported voting in November 2016. This resulted in 5.9 million missing voters, 4.6 million of whom (78.4%) were not registered to vote before the election (Figure 1).

New York's Voting Rate Lower Than National Average

Nationwide, 61.4% of adult citizens voted in 2016, compared with 55.2% of citizens in New York (Figure 2). Only a minority of missing voters were registered to vote before the election (23.2%, Figure 2); in New York the proportion who were registered (21.6%, Figure 1) was lower than the national average.

Figure 2: Voting in the United States

Citizens 18+ years old in 2016
Total = 224 million



Notes

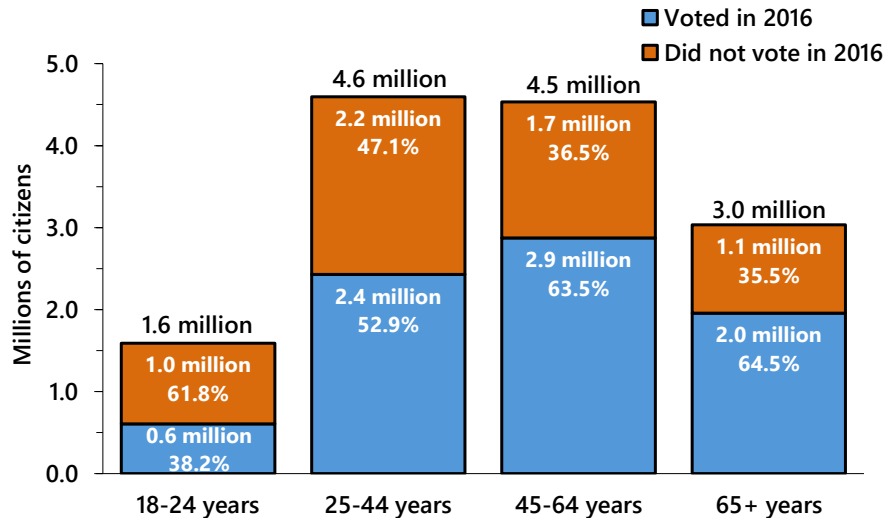
Please note that some numbers may appear not to add up correctly due to rounding. Voting data are from the Bureau of the Census, Current Population Survey (November 2016). This report includes statistically-weighted estimates of percentages and population counts derived from a New York sample of over 3,600 adult respondents. Data in response categories for which the estimated New York population was fewer than 75,000 citizens have been suppressed per Census Bureau recommendation. Full technical details for the Missing Voters Project, links to the original census data, and other valuable resources are available at <https://www.wiise-usa.org/mvp>.



New York Senior Citizens Most Likely to Vote; Majority of Young Adults were Missing Voters

Voting participation varied sharply by age in New York in 2016. Only 38.2% of young adult citizens voted, compared with 64.5% of elders aged 65 years and older (Figure 3). There were 1.0 million missing young adult voters and 1.1 million missing senior voters in New York. The majority of missing voters were ages 25 to 44 years (2.2 million) or 45 to 64 years (1.7 million) (Figure 4).

Figure 3: Voting by Age
Citizens 18+ years old in New York in 2016
Total = 13.8 million



Young Adults

Only 38.2% of the 1.6 million citizens aged 18 to 24 years in New York voted in 2016 (Figure 3). This resulted in 1.0 million missing voters, 0.8 million (77.1%) of whom were not registered to vote before the election (Figure 4).

Adults 25-44 Years

Slightly more than half (52.9%) of adults 25 to 44 years old voted in 2016 (Figure 3). This resulted in 2.2 million missing voters. Only 20.5% of these missing voters were registered to vote before the election (Figure 4).

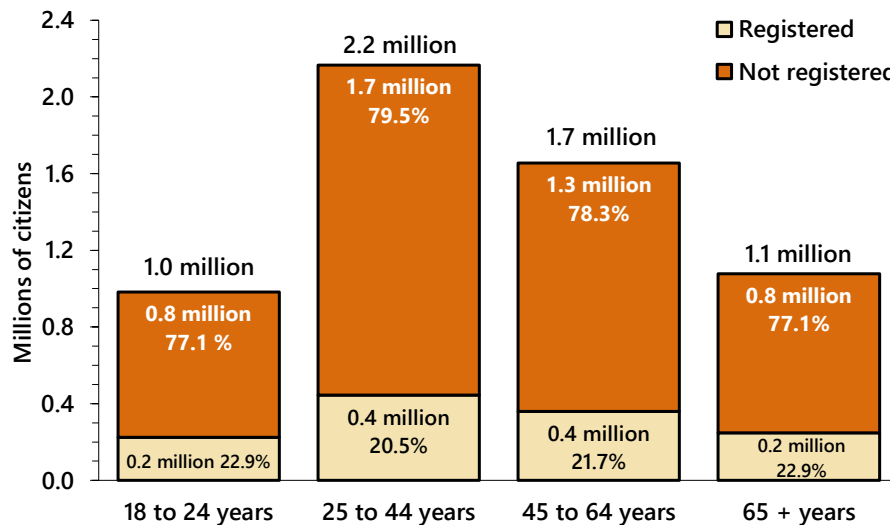
Middle-Aged Adults

There were 4.5 million middle-aged (45 to 64 years) citizens in New York, and 63.5% reported voting (Figure 3). There were 1.7 million missing middle-aged voters (Figure 4).

Seniors

There were 3.0 million senior citizens in New York in 2016 and 64.5% of them voted (Figure 3). Of the 1.1 million missing voters, 0.8 million (77.1%) were not registered to vote prior to the 2016 election (Figure 4).

Figure 4: Missing Voters by Age
Citizens 18+ years old who did not vote in New York in 2016
Total = 5.9 million



Notes

Please note that some numbers may appear not to add up correctly due to rounding. Voting data are from the Bureau of the Census, Current Population Survey (November 2016). This report includes statistically-weighted estimates of percentages and population counts derived from a New York sample of over 3,600 adult respondents. Data in response categories for which the estimated New York population was fewer than 75,000 citizens have been suppressed per Census Bureau recommendation. Full technical details for the Missing Voters Project, links to the original census data, and other valuable resources are available at <https://www.wiise-usa.org/mvp>.



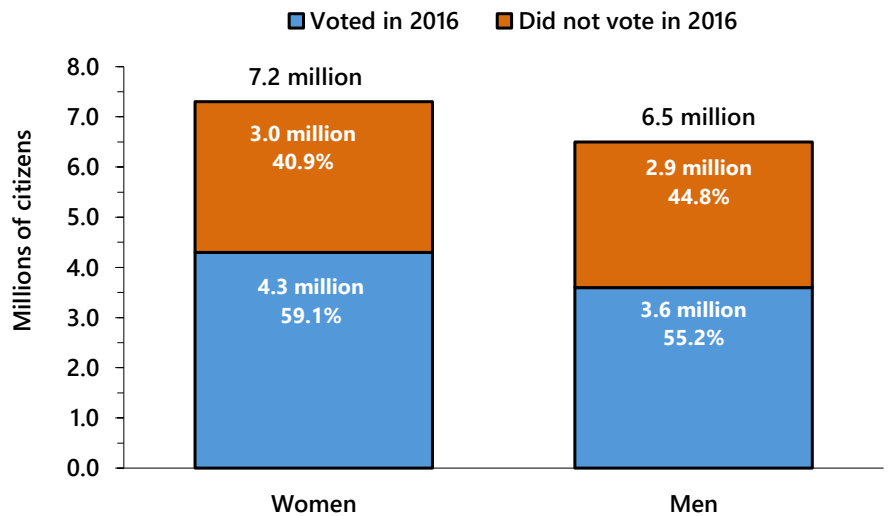
New York Women were Larger Share of Electorate and More Likely to Vote

In 2016, there were 7.2 million voting age women citizens in New York, compared with 6.5 million men. Women were more likely to vote (59.1% vs. 55.2%), but the number of missing voters was the similar for women (3.0 million) and men (2.9 million) (Figure 5). Voter registration rates among missing voters were low and similar for men (21.7%) and women (21.6%) (Figure 6).

Figure 5: Voting by Gender
Citizens 18+ years old in New York in 2016
Total = 13.8 million

Women

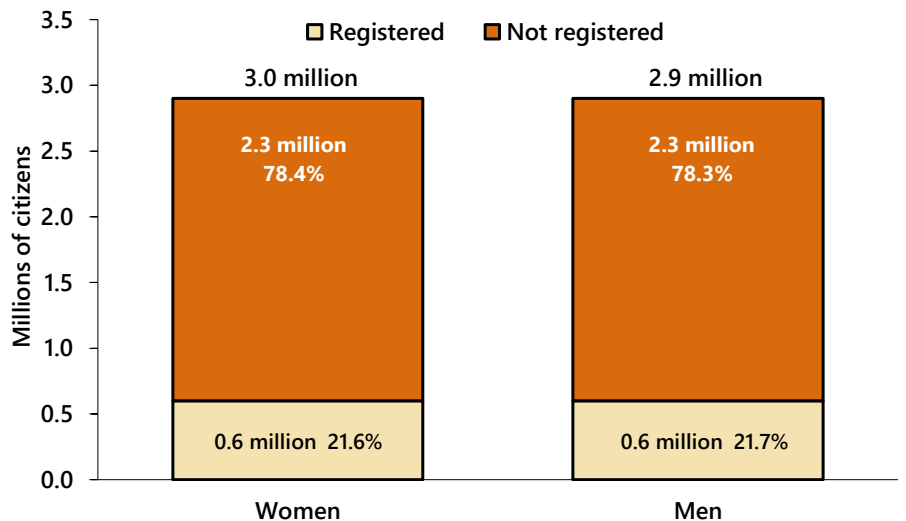
There were 7.2 million voting age women citizens in New York in 2016. More than half (59.1%) of them voted (Figure 5). There were 3.0 million missing women voters, and the majority (78.4%) were not registered before the election (Figure 6). There were 0.6 million women who reported being registered but who did not vote.



Men

There were 6.5 million voting age men citizens in New York in 2016, and more than half of them voted (55.2%) (Figure 5). There were 2.9 million missing men voters, and 78.3% of them (2.3 million) were not registered to vote before the election (Figure 6). There were 0.6 million men who reported being registered but who did not vote.

Figure 6: Missing Voters by Gender
Citizens 18+ years old who did not vote in New York in 2016
Total = 5.9 million



Notes

Please note that some numbers may appear not to add up correctly due to rounding. Voting data are from the Bureau of the Census, Current Population Survey (November 2016). This report includes statistically-weighted estimates of percentages and population counts derived from a New York sample of over 3,600 adult respondents. Data in response categories for which the estimated New York population was fewer than 75,000 citizens have been suppressed per Census Bureau recommendation. Full technical details for the Missing Voters Project, links to the original census data, and other valuable resources are available at <https://www.wiise-usa.org/mvp>.

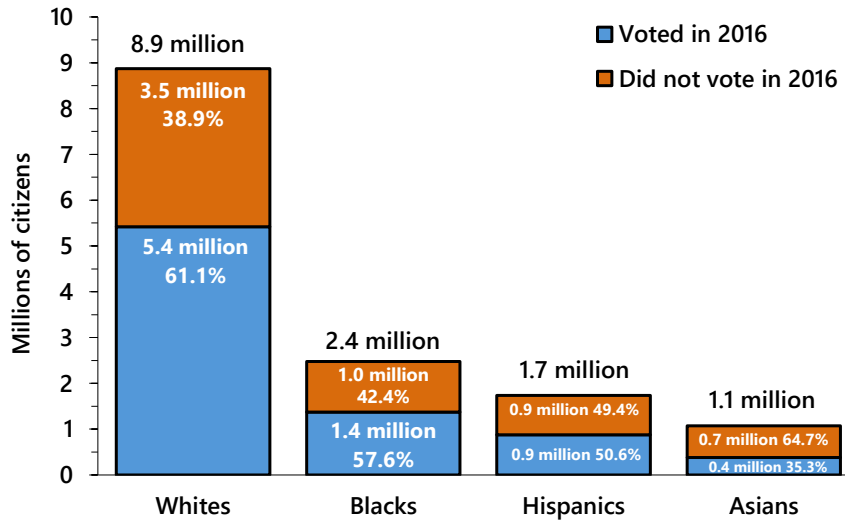


Lowest Voting Rate Among Asians but Majority of Missing Voters were White

Voting participation varied markedly by race and Hispanic origin in New York in 2016. The majority of non-Hispanic white citizens (61.1%) voted, compared with 57.6% of Black citizens, 50.6% of Hispanic citizens, and only 35.3% of Asian citizens (Figure 7). The largest number of missing voters were white (3.5 million). The majority of missing voters were not registered to vote before the 2016 election (Figure 8).

Figure 7: Voting by Race and Hispanic Origin

Citizens 18+ years old in New York in 2016
Total = 13.8 million



Whites

The majority (61.1%) of non-Hispanic white citizens voted in 2016 (Figure 7). There were 3.5 million missing voters, including 2.6 million (75.5%) who were not registered to vote prior to the election (Figure 8).

Blacks

More than half (57.6%) of Black citizens voted in 2016 (Figure 7). This resulted in 1.0 million missing voters. Fewer than one-quarter (23.0%) of Black missing voters in New York were registered to vote before the election (Figure 8).

Hispanics

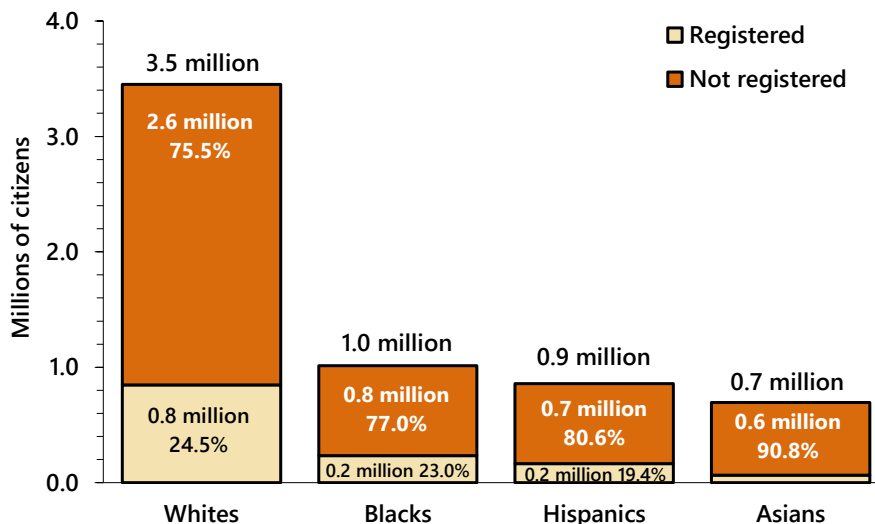
Barely half (50.6%) of Hispanic citizens voted in 2016 (Figure 7), resulting in 0.9 million missing voters. The great majority of Hispanic missing voters (0.7 million, 80.6%) were not registered to vote before the election (Figure 8).

Asians

Barely one-third (35.3%) of New York's 1.1 million Asian citizens voted in 2016 (Figure 7). There were 0.7 million missing voters, almost all of whom (90.8%) were not registered to vote before the election (Figure 8).

Figure 8: Missing Voters by Race and Hispanic Origin

Citizens 18+ years old who did not vote in New York in 2016
Total = 5.9 Million

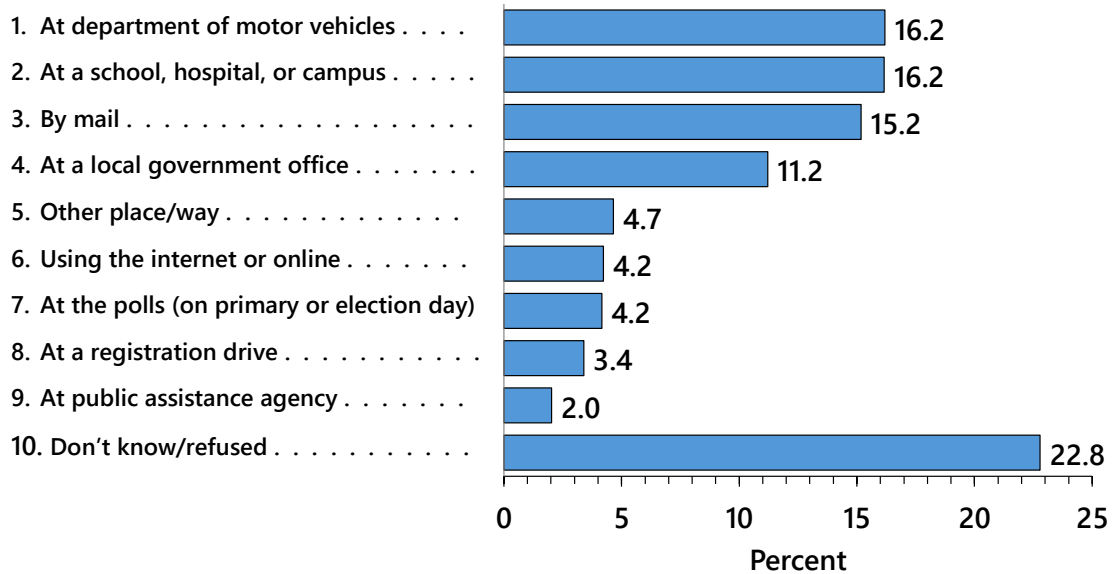


Notes

Whites are non-Hispanic, and Hispanics may be of any race. Blacks and Asians include small numbers of multiracial individuals. Data are not shown for American Indians/Alaska Natives who were 1% of New York's population. Please note that some numbers may appear not to add up correctly due to rounding. Voting data are from the Bureau of the Census, Current Population Survey (November 2016). This report includes statistically-weighted estimates of percentages and population counts derived from a New York sample of over 3,600 adult respondents. Data in response categories for which the estimated New York population was fewer than 75,000 citizens have been suppressed per Census Bureau recommendation. Full technical details for the Missing Voters Project, links to the original census data, and other valuable resources are available at <https://www.wiise-usa.org/mvp>.



Figure 9: Where did Citizens Register to Vote?
 Citizens 18+ years old who were registered to vote in New York, 2016
 Total = 9.1 million



What Does this Chart Show About Where Citizens Registered to Vote?

Respondents to the Voting Supplement of the Current Population Survey were asked in November 2016 about the method and location of their most recent registration to vote. Only people who said that they were currently registered were asked this question. More than one-fifth (22.8%) registered citizens in New York did not know or remember how they had registered to vote (Figure 9). It is possible that citizens who had been continuously registered at the same residential address for several years were less likely to remember their method of registration.

Local Government Offices

Taken together, registration at department of motor vehicles (16.2%), local government offices (11.2%), and public assistance agencies (2.0%) accounted for 29.4% of voter registrations prior to the November 2016 elections. Another 15.2% of registered citizens reported that they mailed their voter registration form to a government election office.

Voter Outreach Efforts

In total, 19.6% of registered citizens reported registering as a result of voter outreach efforts at a school, hospital, or college campus (16.2%) or at a registration drive (3.4%). Another 4.2% of citizens did not register to vote until they reached the polls on primary or election day.

Internet

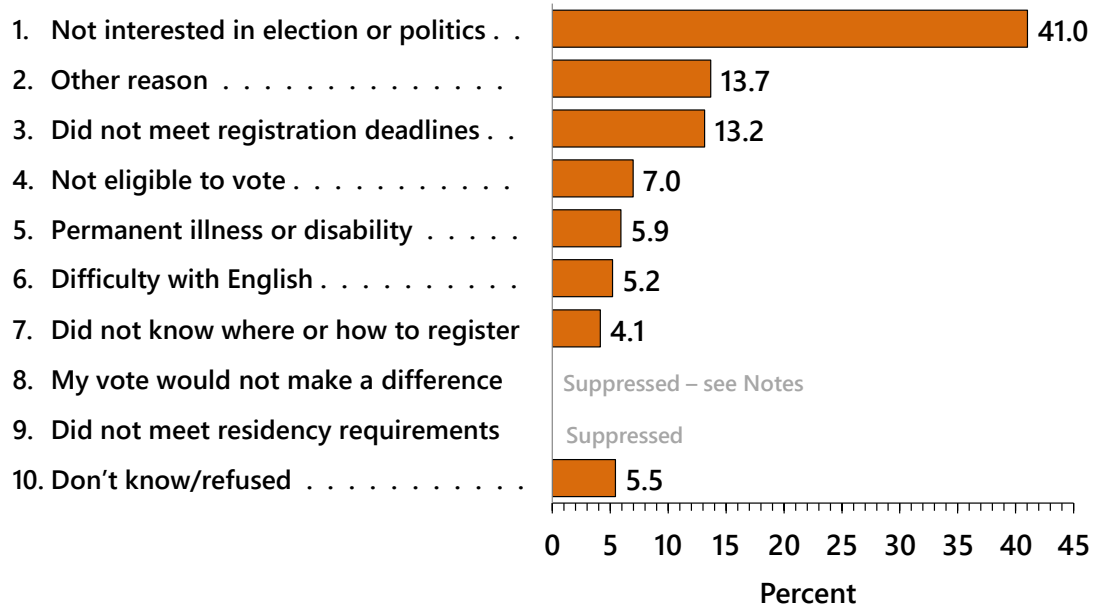
The internet was a less common method of voter registration in New York. In November 2016, 4.2% of registered citizens reported that they had registered online.

Notes

Please note that some numbers may appear not to add up correctly due to rounding. Voting data are from the Bureau of the Census, Current Population Survey (November 2016). This report includes statistically-weighted estimates of percentages and population counts derived from a New York sample of over 3,600 adult respondents. Data in response categories for which the estimated New York population was fewer than 75,000 citizens have been suppressed per Census Bureau recommendation. Full technical details for the Missing Voters Project, links to the original census data, and other valuable resources are available at <https://www.wiise-usa.org/mvp>.



Figure 10: Reasons for Not Registering to Vote
 Citizens 18+ years old who were not registered in New York, 2016
 Total = 2.0 million



What Does this Chart Show About Reasons for Not Registering?

Non-voting respondents to the November 2016 Current Population Survey were asked if they had registered to vote. Respondents who replied “no” were asked their reason for not registering. Self-reported reasons are shown in descending order by frequency in Figure 10. Only 5.5% of New York respondents did not know or refused to state their reasons for not registering.

Readers should be aware that respondents who refused to state whether or not they had registered were not asked about their reasons. Therefore, the respondent universe for this question (2.0 million adults) is smaller than the total number who were not registered (4.6 million) as shown in Figure 1. We classified people who refused to say whether or not they were registered as unregistered citizens.

Lack of Interest

The single largest reason (41.0%) that citizens in New York stated for not registering was that they were *not interested in the election or they were not involved in politics* (Figure 10).

Barriers

Several reasons that can be considered structural or personal barriers together accounted for 35.4% of citizens in New York not registering to vote (Figure 10). These reasons were *did not meet registration deadlines* (13.2%), *not eligible to vote* (7.0%), *permanent illness or disability* (5.9%), *difficulty with English* (5.2%), and *did not know where or how to register* (4.1%).

Notes

Please note that some numbers may appear not to add up correctly due to rounding. Voting data are from the Bureau of the Census, Current Population Survey (November 2016). This report includes statistically-weighted estimates of percentages and population counts derived from a New York sample of over 3,600 adult respondents. Data in response categories for which the estimated New York population was fewer than 75,000 citizens have been suppressed per Census Bureau recommendation. Full technical details for the Missing Voters Project, links to the original census data, and other valuable resources are available at <https://www.wiise-usa.org/mvp>.



Community-based, faith-based, and worker-friendly local organizations can use the resources listed below to aid in efforts to motivate citizen involvement, expand voter registration, combat voter suppression, eliminate election day logistical barriers to voting, and monitor local election procedures.

The webpage links in the listings below were active as of October 2018. Please visit our website for an expanded resources list with current links: <https://www.wiise-usa.org/mvp-resources>.

New York Voting Rights Organizations

League of Women Voters of New York State

<https://my.lwv.org/new-york-state>

The League of Women Voters, a nonpartisan political organization, encourages informed and active participation in government, works to increase understanding of major public policy issues, and influences public policy through education and advocacy.

New York Civil Liberties Union (ACLU affiliate)

<https://www.nyclu.org/>

NYCLU is a not-for-profit, nonpartisan organization with eight chapters and regional offices and more than 160,000 members, whose mission is to defend and promote the fundamental principles and values embodied in the Bill of Rights, the U.S. Constitution, and the New York Constitution, including the right to vote, for all New Yorkers.

New York Disability Vote Network

<http://www.nydvn.org/>

New York Disability Vote Network (NYDVN) was established by the Center for Disability Rights in 2013. The nonpartisan voting initiative is geared towards people with disabilities and people supportive of disability-related issues in the state of New York.

New York PIRG

<https://www.nypirg.org/vote/>

NYPIRG is committed to ensuring that political participation is available and accessible to all eligible New Yorkers. Over the past four decades, NYPIRG's non-partisan voter mobilization campaign has guarded and fought to expand the rights of voters in New York through community outreach, advocacy, media work and litigation.

FREE Resources for Local Organizations

National Association for the Advancement of Colored People (NAACP)

<https://naacp.org/campaigns/fighting-for-democracy/>

The NAACP's Civic Engagement focus, Turn Out 2018, is a voter registration and mobilization program designed to reach voters and convey the message "Defeat Hate. Vote!" Extensive FREE resources for local organizations and individuals are available for download.

Vote411.org

<http://www.vote411.org/>

VOTE411.org is a FREE "one-stop-shop" for election related information. It provides state-specific nonpartisan information to the public. An important and very popular component of VOTE411.org is the polling place locator, which enables users to type in their street address and retrieve their poll location.

National Voting Rights Organizations

Advancement Project

<https://advancementproject.org/issues/voting-rights/>

Advancement Project is a next generation, multi-racial civil rights organization. Advancement Project is deeply involved in movement-based work aimed at blocking barriers to the ballot for voters of color and expanding access to the vote before Election Day.

Common Cause

<https://www.commoncause.org>

Common Cause is a nonpartisan grassroots organization with chapters in 35 states that works to promote government transparency, equal voting opportunities and fair representation in the political process.



**Demos**

<https://www.demos.org/issue/voting-rights-voter-registration>

Demos (“the people”) is a public policy organization working to reduce political and economic inequality and to guarantee the freedom to vote, through research, advocacy, litigation, and strategic communications.

UNIDOS US

<https://www.unidosus.org/issues/voting/>

UNIDOS US (formerly National Council of La Raza) and its network of nearly 300 affiliates serve the Hispanic community through research, policy analysis, and state and national advocacy, and community programs.

Voter Participation Center

<https://www.voterparticipation.org/>

The Voter Participation Center’s mission is to increase civic engagement among the Rising American Electorate: unmarried women, people of color, and millennials.

Voto Latino

<http://votolatino.org/election-center/election-center/>

Voto Latino is a nonpartisan organization dedicated to civic engagement, issue advocacy, and leadership development. They provide extensive resources to promote voter participation among young Latinos.

Youth Organizations**Alliance for Youth Action**

<https://www.allianceforyouthaction.org/campaign/democracy-done-right/>

Alliance for Youth Action is a nationwide network of organizations building political power of young people. The Democracy Done Right campaign supports automatic voter registration for all citizens.

March for Our Lives

<https://marchforourlives.com/vote-for-our-lives/>

Created by, inspired by, and led by the students of Parkland High School, the mission of March For Our Lives is to assure that no special interest group or political agenda is more critical than the timely passage of legislation to effectively address the gun violence issues that are rampant in our country.

Rock the Vote

<https://www.rockthevote.org/voting-information/>

Rock the Vote is a nonpartisan nonprofit dedicated to using pop culture, music, art, and technology to engage young people in politics. They provide extensive state-level information on voting requirements.

Disability Organizations**The American Association of People with Disabilities (AAPD)**

<https://www.aapd.com/advocacy/voting/>

The AAPD advocates for policies that allow people with disabilities to fully participate in the political process, including accessibility of polling locations and voting technology.

National Disability Rights Network (NDRN)

<http://www.ndrn.org/en/public-policy/voting.html>

The NDRN provides legal advocacy services for individuals with disabilities including access to voting, through the federally mandated Protection and Advocacy Systems and the Client Assistance Programs.

Education Organizations**American Federation of Teachers (AFT)**

<https://www.aft.org>

The AFT is a union of professionals who champion fairness; democracy; economic opportunity; and high-quality public education, healthcare and public services for students, their families and communities.

National Education Association (NEA) Education Votes

<https://educationvotes.nea.org/who-we-are/>

The NEA’s Education Votes informs public education advocates on the issues, and supports the mission of providing every student—regardless of their ZIP code—with the strong public schools they need to succeed.

